

STEP BY STEP GUIDELINE ON HOW TO USE THE EXAMINATION BROWSER FOR THE ONLINE EXAMINATION.

PREREQUISITES

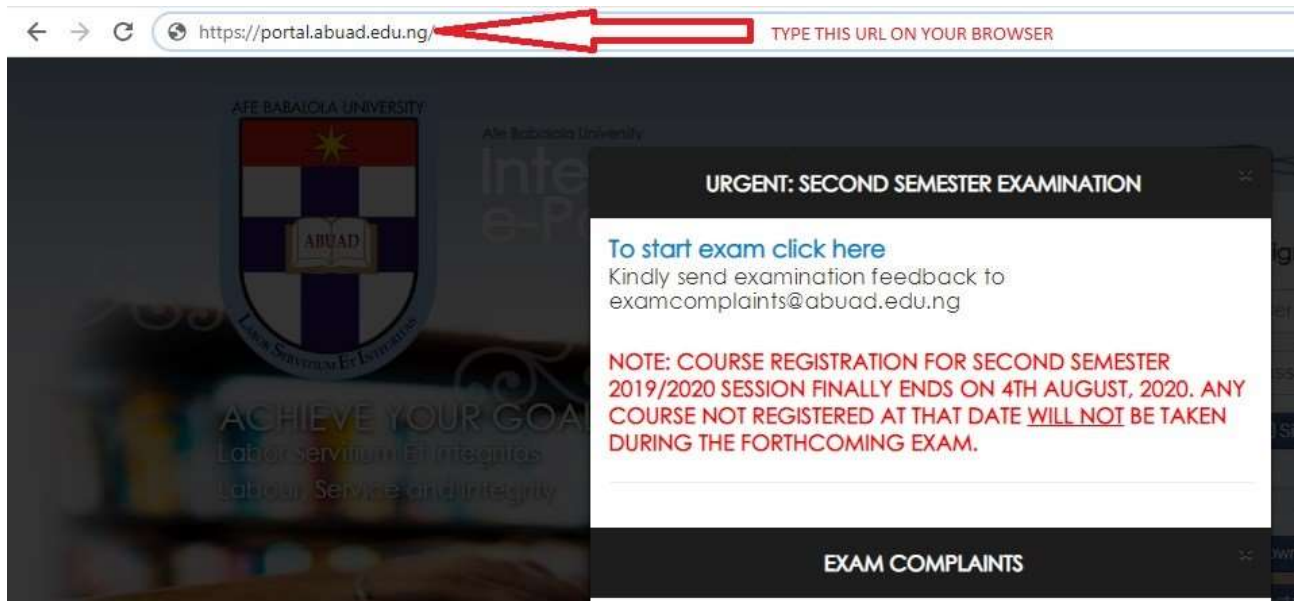
Before you can sit for the online examination of the University you must have the followings:

1. You must have completed your course registration for second semester 2019/2020 session. ONLY registered courses that will be available for you during the examination.
2. Endeavour to validate your Student Matric No and password. Confirm you can login on the exam platform.
3. A laptop with good webcam and microphone is highly required.
4. Your device must be equipped with a browser such as chrome or Mozilla.
5. You must be alone in the room with a clean desk and blank sheet of paper (In case of mathematical workings).
6. A good network connection with at least **TWO STRONG NETWORKS** and uninterrupted power supply.
7. **DO NOT ACCESS THE PORTAL/EXAM PLATFORM WHEN IT IS NOT YOUR SPECIFIC EXAMINATION TIME AS SPECIFIED ON THE TIMETABLE OTHERWISE ACCESS WILL BE DENIED.**
8. **ENSURE YOU TYPE YOUR MATRICULATION NUMBER CORRECTLY ANYTIME IT IS REQUIRED DURING THE EXAMINATION.**
9. **ALL THE REQUIRED OR (ASTERIK (*)) FIELD MUST BE FILLED BEFORE YOU CAN SUBMIT YOUR ANSWER.**
10. **KINDLY ENSURE YOU SUBMIT YOUR EXAM WITHIN THE ALLOTTED TIME, OTHERWISE THE SYSTEM WILL NOT ALLOW YOU TO SUBMIT AFTER THE ALLOTTED TIME.**
11. There shall be active video supervision throughout the period of the examination. You must ensure that the webcam is enabled and turned on throughout the duration of the examination, failure to do this shall result into cancellation of your examination.
12. Students are not allowed to read out loud any question or answer.
13. The supervisor shall monitor activities via the video link throughout the period of the examination.
14. Please go through the guideline and make your computer system ready for the exam. So that you can do the exam without following the steps and go directly to the exam platform.
15. *Please read and comply with the exam guidelines: By clicking next, you shall be given consent to ABUAD online exam platform to record your screen and video for quality and auditing reasons.*

It is very important to follow the instructions as displayed on the screen

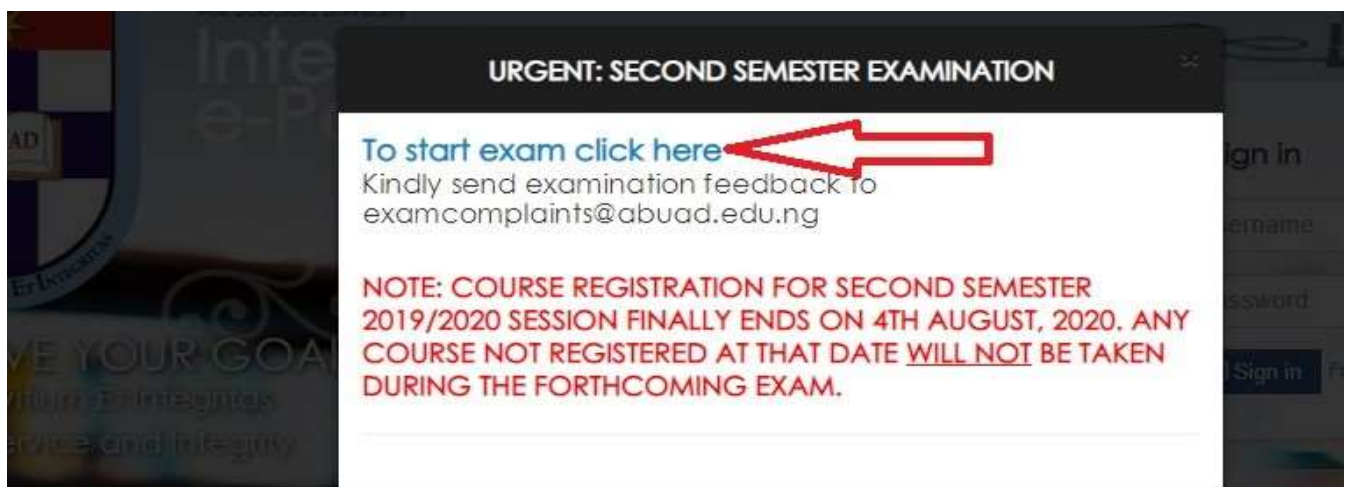
STEP 1

LOGIN TO THE STUDENT PORTAL PAGE ON [www.portal.abuad.edu.ng](https://portal.abuad.edu.ng)



STEP 2

CLICK ON START EXAM BUTTON FROM THE PORTAL LOGIN PAGE TO ACCESS THE EXAM PLATFORM



STEP 3

USING THE MOCK EXAM TEMPLATE, THE FOLLOWING STEPS SHALL GUIDE YOU THROUGH THE EXAM

YOU WILL BE DIRECTED TO THE <https://proctr.abuad.edu.ng> THEN SELECT YOUR COLLEGE AND PRESS SUBMIT BUTTON

AFE BABALOLA UNIVERSITY

2019/2020 Second Semester Examination Timetable (Mock) 5th August, 2020

NB: You must Choose your College correctly before proceeding

--Select Your College--
--Select Your College--
College of Sciences
College of Law
College of Engineering
College of Social and Management Sciences
College of Medicine and Health Sciences

KINDLY CLICK ON YOUR APPROPRIATE COLLEGE AND PRESS THE SUBMIT BUTTON TO PROCEED.

AFE BABALOLA UNIVERSITY

2019/2020 Second Semester Examination Timetable (Mock) 5th August, 2020

NB: You must Choose your College correctly before proceeding

--Select Your College--

Submit

CLICK THE SUBMIT BUTTON TO MOVE TO THE NEXT PAGE.

FOLLOW THE TIMETABLE AS INDICATED ON THE EXAMINATION PAGE IN STEP 4

STEP 4

SELECT YOUR EXAMINATION FROM HERE

To start exam, click on your registered course.


PUH 302 (09:00AM - 09:20AM)	PCM 308 (09:00AM - 09:30AM)	PCS 218 (12:00PM - 02:00PM)
SJS 202 (09:00AM - 10:15AM)	AFE 202 (04:00PM - 04:30PM)	PCS 302 (12:00PM - 02:00PM)
	CHM 102 (02:00PM - 03:00PM)	PUH 202 (12:30PM - 01:00PM)



SELECT YOUR REGISTERED COURSE EXAM ACCORDING TO THE EXAM TIMETABLE AS STATED ABOVE

STEP 5

LOGIN WITH YOUR MATRIC NUMBER AND PASSWORD TO ACCESS YOUR QUESTIONS



Login for PCM 308 Exam

Secure Exam Platform

Matric. No.

Password

[Login](#)

This is to inform those that can not login to the Exam Platform
to [click here](#) for support.

THEN FOLLOW THE NEXT INSTRUCTION TO START YOUR EXAMINATION.

DO NOT ACCESS THE PORTAL/EXAM PLATFORM WHEN IT IS NOT YOUR SPECIFIC EXAMINATION TIME AS SPECIFIED ON THE TIMETABLE OTHERWISE ACCESS WILL BE DENIED.

TYPE YOUR MATRICULATION NUMBER CORRECT ANYTIME IT IS APPLICABLE DURING THE EXAMINATION.

BEST OF LUCK

ICT DIRECTORATE